


# Motown Ann Arbor Hash House Harriers / Standard Trail Marks


MoA2H3 standard trail marks are 3 marks (blob of flour, chalk mark, occasionally toilet paper) for true trail. Changes in direction (checks) are indicated with an 'X'.



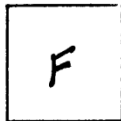
**Standard Trail Mark:** Typically a blob of flour, but could be a chalk or drywall mark, arrow, or even a piece of toilet paper. A minimum of three (3) marks is required for a true trail. If you run out of marks you are either lost or on a false trail. Return to the last known mark, or last check.



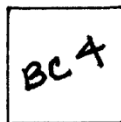
**No Marks:** You are lost, not on trail or SOG. Do not blow your whistle or call On-On. Listen for the pack and try to find trail marks. If you are SOG then proceed with what you are doing




**Check:** A flour or chalk 'X'. This indicates trail may go in any direction. When you see this call 'check'. When checking for a trail and you see marks do not blow your whistle or call On-On until you have seen (3) marks. Call 'On 1' and 'On 2' until you see the third mark to indicate true trail. If you continue on and see a 'F' or BC #' then this particular section is a false. Return to the check and try a different direction. Indicate that this particular section of trail is false by adding a pack comment to the check before checking another trail direction. Checks help keep the pack together, and help slow down the pack.




**False:** A dead end or false trail. Even if you have seen (3) marks you may still encounter a false. Return to the last check and try a different trail direction.



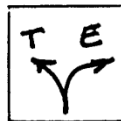
**Back Check (any number):** Back check. Similar to a check, but requires ciphering skills. It means you must count back the number of marks indicated. That mark then becomes a check. Hares use this to force the pack to run in the wrong direction. For example if you see 'BC 4' it means count back (4) marks. The 4th mark will become a check.




**Trail Arrow:** the same as a trail mark. Hares leave these to indicate direction changes, street crossings, turns, etc. They still count as marks and falses still could be encountered. Arrows never lie (but hares do....)




**Beer Near:** and there is much rejoicing....this is why we run. Beverages should be nearby, but may be partially hidden to avoid discovery by civilians.



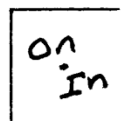
**Turkey - Eagle Split:** Trail goes in different directions. Turkey trail is usually shorter, Eagle trail longer.



**Fish Hook:** This is one of the nastier marks that an FRB can see on trail. The number under the FISH HOOK signifies the number of runner the FBR run back to and share the beverage. FBR cannot run ahead until said beverage is shared and finished.



**Turtle Check:** Not commonly seen. Hashers must wait until everyone is at check before continuing. If the turtle has a number in it, it means that that number of people must be at check before continuing. Occasionally hares will use this to make sure the the pack is together before going into a particularly confusing or difficult trail section.



**On-In:** The end of the hash